

SPECIAL ITEMS

ABELIA grandiflora:—The well known "Glossy Abelia" so much used for hedging and filler work. The shiny foliage with the whitish pink flowers makes this an attractive evergreen. 15-18" plants. Each \$.50.

CHEROKEE ROSE (*Rosa Laevigata*)—This is the old favorite White Cherokee Rose which has possessed the roadside fences in many southern states, making a beautiful show of color in early Spring. 6" pots, \$1.00. 1 year pot grown—\$.50.

GARDENIA radicans:—This beautiful species of gardenia has a trailing growth habit and has much smaller leaves than the widely planted "Cape Jasmine." The blossoms are double, white, and are about 2" in diameter. Excellent for low borders, etc. 6-8" pot grown—\$.50.

OSMANTHUS aquifolium (Sweet Holly)—This plant with its holly-like leaves is quite often mistaken for real holly. It is a profuse bloomer in late fall and the flowers are very fragrant. It can be used as a specimen or as a hedge plant. 6" pots, \$1.00 to 3-4' \$2.50. 24-30" field grown \$2.50.

PITTOSPORUM tobira:—A fast growing, glossy leaved evergreen much used as a filler plant or background shrub. Not hardy north of Raleigh, N. C. 15-18" bed grown—\$.50.


PYRACANTHA formosana (red)—We believe this to be the finest of all the *Pyracanthas* for growing in the Coastal Regions. For several years we have grown it at Orton, and it has proven desirable in every respect. In the autumn and winter the shrubs are heavily laden with large clusters of brilliant red berries. It does not seem to be so much affected by insect and scale damage as do the other species or varieties. 1 yr. pot grown \$.50. 30-36" field grown root pruned specimen \$4.00.

WAX-LEAVED LIGUSTRUM:—This plant is a favorite for localities where other plants are difficult to grow or where the garden receives little attention. Makes a fast dark green growth. Excellent for background shrub or base planting for large buildings. Evergreen. 12-15" pot grown \$.50. 18-24" field grown \$1.00.

JAN 25 1952 JAN 25 1952
Orton Plantation
Nursery FOR DEPOSIT IN LIBRARY

WINNABOW, NORTH CAROLINA
Telephone: Wilmington, County 5402

CATALOG & PRICE LIST
Fall 1951—Spring 1952



Camellia GEO. B. BARRETT

Orton Nursery is operated in conjunction with historically famous Orton Plantation and its beautiful gardens, a major feature of the gardens being the camellia and azalea collection which make up one of the finest in the country. It is because of this close association that we can offer for your approval a selection of the choicest varieties in a wide range of sizes, all propagated from the quality specimens which are the pride of our Gardens.

In addition to the large and selected stock of azaleas and camellias in which we specialize, each year we feature some species and varieties of plants which after experimental planting we can either recommend to you as adaptable introductions into this climatic region, or which we wish to emphasize as being found especially noteworthy otherwise. As you well know, display of flower color is but one of the prime qualities of garden value. Interest is further enhanced by significant perfumes, or again brilliant berries give the touch that is desired.

We hope you will visit Orton Nursery to inspect our stock at first hand. You will be thrilled at the sight of thousands of thrifty plants in their slatted sheds or beneath the handsome live-oaks. Whether you come as a visitor to the nursery or as a prospective customer you will be most welcome.

Orton Plantation Nursery

KENNETH M. SPRUNT, General Manager

ONIS D. HYATT, B.S.M.Agr., Nursery Manager

BUSINESS TERMS

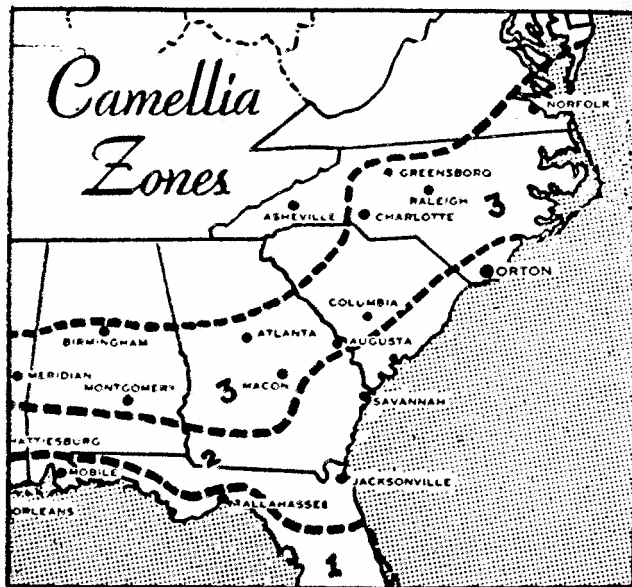
Cash or satisfactory reference must accompany order for immediate shipment. Orders booked for future shipment 25% deposit, balance due upon delivery of plants. No orders accepted to be crated and shipped for less than \$5.00. Crating at cost. Checks made payable to Orton Nursery.

Customers are requested to give definite instructions for shipping. In the absence of special instructions we will use our own judgment.

We make no substitutions unless requested. Please state whether we may substitute if out of stock ordered. This often precludes additional correspondence.

Our liability ceases upon delivery of nursery stock properly packed and accepted by public carrier. All claims must be made within 10 days after receipt of stock.

Our stock is properly grown and dug with a compact root system. It is regularly inspected by North Carolina State Department of Agriculture officials, and is apparently free of injurious insect pests and plant diseases.



In order to help our customers in choosing camellia varieties suited to their localities, the above sketch has been prepared. The numbers given at the end of the description of each variety indicate the zones in which flowering can usually be expected out of doors.

CAMELLIA JAPONICA

STANDARD VARIETIES

Note: The sizes available—as indicated by bold type—are own root plants unless otherwise stated.

AKEBONO—Clear salmon pink semi-double, midseason, very hardy. Fast vigorous upright compact grower, profuse bloomer. This graceful variety is very popular. Zones 1, 2, 3. **6-12", 12-15", 15-18"**.

AKEBONO, VARIEGATED—White with pink stripes. A sport of Akebono. Zones 1, 2, 3. **18-24"**.

ALBA SUPERBA—White, semi-double to loose peoniform, midseason to late, one of the hardiest of the whites, compact growth, upright and bushy. This variety shows attractive golden stamens and is one of the best semi-doubles in its season. Zones 1, 2, 3. **6-12", 12-15", 15-18"**.

ANNA ZUCCHINI—White (often throws a pink fleck, sometimes a solid pink sport) full double showing stamens when fully open, midseason to late. Fast vigorous upright grower. Makes a desirable shrub. Zones 1, 2. **6-12", 15-18", 18-24"**.

ASPACIA—Variegated red with white splashes, full peoniform, midseason, hardy. These large, spectacular flowers show golden anthers interspersed among the petals. A sport of Emperor of Russia. Zones 1, 2, 3. **6-12"**.

BELLA ROMANA—Variegated light pink with deep pink stripes, full double rose form, late, hardy. Good compact grower, prolific bloomer. Flowers persist on the plant. Zones 1, 2, 3. **6-12", 15-18"**.

BIG RED NO. 1—Deep red, full double imbricated, early to midseason, very hardy. This is a very satisfactory red with dark green foliage. Zones 1, 2, 3. **6-12"**.

BIG RED SINGLE—Midseason to late, hardy. This seedling which has not yet been named is very striking with its large petals of heavily veined texture and prominent stamen cluster. Zones 1, 2, 3. **24-30"**.

BOLEN'S LATE TRICOLOR—Variegated white with deep pink stripes, semi-double, late, very hardy. Heavy bloomer, very showy; has larger flowers than Tricolor. Zones 1, 2, 3. **6-12", 15-18"**.

BROOKLYANA—Variegated pink with white blotches, full double imbricated, midseason to late, very hardy. This is a variegated form of Orton Pink. Zones 1, 2, 3. **6-12"**.

CAMEO PINK—Light clear pink, full double, showing stamens when fully open, midseason to late, very hardy in milder climates. The pink sport of Anna Zucchini, occasionally reverts to white parent. Zones 1, 2. **6-12", 12-15"**.

CAPRICE—White, loose peoniform, midseason to late, hardy. Beautiful, heavily veined dark green foliage. This large flower is most desirable. Zones 1, 2. **6-12", 15-18"**.

CHEERFUL—Light red, full double rose form, midseason, very hardy. This variety has a tall compact columnar growth habit, small shiny green leaves and is a prolific bloomer. It is one of the handsomest of all evergreens. Zones 1, 2. **6-12", 15-18"**.

C. M. HOVEY (Colonel Firy)—Brilliant red, full double imbricated, late, hardy. Loose open growth; dark green, long drooping foliage. Very fine large flowers. Excellent for corsages. Zones 1, 2, 3. 6-12", 12-15".

COMTE DE PARIS—Beautiful clear pink sport of Duchess d'Orleans, loose peoniform, midseason to late, hardy. Rapid well branched growth. One of the best standard varieties. Zones 1, 2, 3. 6-12", 12-15", 15-18", 18-24".

CONCORDIA—Variegated light pink with darker pink stripes, full double peoniform, midseason, hardy. Rapid pyramidal growth; a very handsome shrub. Zones 1, 2, 3. 6-12".

DERBYANA—Red (sometimes throws a variegated sport), rose bud opening to loose peoniform, late, hardy. Very fast grower. A desirable camellia. Large flowers. Zones, 1, 2, 3. 6-12", 12-15", 15-18", 24-30".

DUCHESS D'ORLEANS—Variegated light pink with streaks and blotches of deep rose, loose peoniform, midseason to late, hardy. Rapid growth. A very satisfactory camellia (See Comte de Paris.) Zones 1, 2, 3. 6-12".

ELEANOR FRANCHETTI—White, with a few tiny rose markings, peoniform, midseason to late, hardy. Outstanding. Zones 1, 2, 3. 6-12", 18-24".

ELEGANS (Chandleri Elegans)—Variegated pink and white, semi-double to peoniform, with loose pompon center, midseason, very hardy. Slow grower. This large flowered variety—one of the finest—is an old favorite, and is still taking first prizes at shows. Zones 1, 2, 3. 6-12", 12-15", 4-5".

ELENA NOBILE—Brilliant red, full double, very symmetrical, late, very hardy. Rapid columnar growth. A very popular dependable red. Very similar to C. M. Hovey but with smaller blooms. Zones 1, 2, 3. 6-12", 12-15", 15-18".

ELIZABETH ARDEN — Variegated white with rose-red penciling and deep rose with white splashes, semi-double, late, hardy. The blooms open with perfect rosebud centers and are very showy. Zones 1, 2, 3. 6-12", 12-15", 15-18".

EMPEROR OF RUSSIA—Red, peoniform showing stamens among twisted petals, midseason to late, very hardy. Very attractive dark green foliage, rather slow compact habit of growth. A very handsome large flower which gives the impression of having several centers. Zones 1, 2, 3. 6-12".

ENRICO BETTONI — Light translucent pink, semi-double to open peoniform showing interspersed petals, late hardy. Very vigorous grower. Does not bloom heavily when young. Zones 1, 2. 6-12".

FARRIS RED—Deep red, rose form, midseason to late, hardy. Very dark green foliage, vigorous compact growth. Good cut flower. Very desirable. We obtained the parent plant from a well-known dealer in specimen plant. As he could not identify it, we named it for him. Zones 1, 2, 3. 6-12", 15-18".

FIMBRIATA — White, full double imbricated, early to midseason, not hardy in our locality. This is a sport of Alba Plena with outer edge of petals serrated. Fine greenhouse flower; a very choice variety. Zones 1, 2. 6-12".

FRAU MINNA SEIDEL (Pink Perfection)—Shell pink, full double imbricated, midseason, hardy. One of the most popular of all the camellias; exquisite blooms medium sizes, very symmetrical. Perfect for cut flowers. Zones 1, 2. 6-12", 12-15", 15-18", 18-24", 24-30".

GAIETY — Variegated pink with white, semi-double, late, very hardy. Its very compact rounded habit of growth and dark green foliage make this one of the handsomest of the evergreens; will stand full sun. Blossoms not large but profuse. Zones 1, 2, 3. 6-12", 12-15", 15-18".

GIGANTEA — Variegated deep red mottled with white, semi-double, late, hardy. Immense blooms averaging 6" showing central cluster of stamens; the foliage large, leathery, deep green. Rapid upright and spreading growth. Zones 1, 2, 3. 6-12".

GLORIE DE NANTES—Bright red sport of Lati-folia, midseason to late, very hardy. Magnificent foliage, compact growth, large showy flowers. Its profuse and reliable blooming habit make it most desirable. Recommended for the northern limits of the camellia belt. Zones 1, 2, 3. 6-12", 12-15", 15-18".

IMBRICATA RUBRAPLENA (Prince Eugene Napoleon)—Bright red, full double imbricated, midseason to late, very hardy. Its large handsome flowers remain intact for a longer period than most varieties—a characteristic which makes it a very desirable cut flower. Beautiful, compact, rapid growth. An old variety, but immensely popular. Most dependable. Zones 1, 2, 3. 6-12", 12-15", 15-18", and 2 year grafts.

IMPERATOR — Brilliant blood red, peoniform, midseason. A very satisfactory camellia making a desirable cut flower. Zones 1, 2. 6-12", 15-18".

KUMASAKA—Deep pink, sometimes variegated, loose peoniform, late, very hardy. Compact growth. A very satisfactory camellia for colder regions. Zones 1, 2, 3. 6-12", 12-15", 15-18".

LADY OF THE LAKE—Pure white, semi-double, midseason to late, hardy. Fluted petals, unusual construction, outstanding flower. Zones 1, 2. 6-12".

LADY VANSITTART—Variegated white striped with shades of red, sometimes solid red, semi-double, midseason, hardy. Very dark shiny narrow leaves with wavy margin. An excellent and popular variety. Very spectacular when in full bloom. Zones 1, 2, 3. 6-12", 12-15".

LATIFOLIA (Fanny Bolis)—Variegated bright red with pure white splotches, semi-double to loose peoniform, midseason to late, hardy. Magnificent foliage, compact growth, large showy flowers. Its profuse and reliable blooming habit makes it most desirable. Zones 1, 2, 3. 6-12", 15-18".

LEUCANTHA (White Tricolor) — White, semi double, late, very hardy, compact grower. This large solid white is a very good strain of Tricolor, thriving in the northern limits of the camellia belt. Zones 1, 2, 3. 6-12".

LOOK AWAY—This is another sport of Herme. It has the many fine qualities of its parent, and the same formation, but has an entirely different color scheme. The petals are deep pink at the base and pure white on the edges. It is most unusual and particularly outstanding. Zones 1, 2, 3. 6-12", 2 year grafts.

MONARCH—Variegated deep pink to red, often spotted with white, peoniform, late, hardy. Fairly compact, spreading growth. Rather large, handsome flowers; one of the most handsome of the late camellias. Zones 1, 2, 3. 6-12", 12-15".

MOTHER'S RED—Light red, semi-double, midseason to late, hardy. Rapid, compact growth, handsome dark green foliage. Large, showy flowers, prolific bloomer. Zones 1, 2, 3. 6-12", 12-15".

MRS. ABBY WILDER—Variegated white with pencil markings of rose red, double imbricated to loose peoniform, midseason to late, hardy. Compact growth habit. Desirable. Zones 1, 2, 3. 6-12", 12-15".

MRS. CHARLES COBB—Very dark red, semi-double to peoniform, midseason to late, very hardy. Large, rounded, light green foliage; symmetrical, upright, compact grower. Its large blossom is unusual and distinctive because of its very dark color. Zones 1, 2, 3. 6-12".

MRS. CHARLES SIMONS—White, semi-double, midseason, hardy, light green foliage with heavily veined leaves. Large flowers varying from single to semi-double or loose peoniform. Growth upright and symmetrical. Zones 1, 2, 3. 6-12", 12-15".

ORTON PINK—Rose pink, full double imbricated, midseason to late, very hardy. Very symmetrical flowers, deep pink shading to lighter pink in the center; sometimes assumes a star-shaped petal arrangement. Has one of the longest blooming seasons of any camellia of which we know. Upright compact symmetrical growth. Zones 1, 2, 3. 6-12".

PINK PERFECTION—See Frau Minna Seidel.

PINK STAR—Deep pink, semi-double, peoniform, late, very hardy. Very rapid compact growth, unusual foliage. Very choice, large flower with outside petals pointed. Satisfactory in the northern limits of the camellia belt. Zones 1, 2, 3. 6-12", 12-15".

PROFESSOR C. S. SARGENT—Blood red, outside guard petals with tight pompon center, midseason to late, very hardy. Upright growth, very satisfactory bloomer. One of the dependable varieties. Well known and in great demand. Zones 1, 2, 3. 6-12", 12-15", 15-18".

PURITY—White, full double imbricated, midseason to late, one of the best whites. Rapid open growth. Free bloomer, a very popular variety. Zones 1, 2, 3. 6-12", 12-15".

QUEEN BESSIE—White with faint blush around center, semi-double, midseason, hardy. Upright compact vigorous growth. Unusual petal arrangement with central stamen ring. Very satisfactory. Zones 1, 2, 3. 6-12", 12-15", 15-18".

RAINY SUN—Deep pink, semi-double, midseason, hardy. Large flower showing stamens—resembles Rev. John Bennett in form. Good grower with small, shiny green leaves. Zones 1, 2. 6-12", 12-15", 15-18".

RED EAGLE—Light red, semi-double, midseason, hardy. Fine foliage, vigorous growth. Large flower showing stamens, prolific bloomer. Zones 1, 2, 3. 6-12", 12-15", 15-18".

REINE DES BEAUTES (Brilliant)—Bright red, full double imbricated, many petals, midseason to late, very hardy. This very handsome flower is the solid form of Mrs. Abby Wilder. It resembles Rosea Superba in color and formation but is smaller. Zones 1, 2, 3. 6-12", 12-15".

ROI LEOPOLD—Clear red, full double imbricated, midseason, hardy. Very compact growth, dark green foliage, a good red. Zones 1, 2, 3. 6-12", 12-15".

SARAH FROST—Deep pink to red, full double imbricated, midseason to late, very hardy and very prolific. This is probably the most widely planted of all camellias. Its symmetrical growth and shiny green foliage make it an outstanding evergreen. Zones 1, 2, 3. 6-12", 12-15", 15-18", 18-24".

SARA-SA—Pale pink with darker pink stripes, occasionally solid pink, immense semi-double, midseason, very hardy. Very spectacular flower showing central stamen cluster, profuse bloomer. Vigorous, compact growth. Zones 1, 2, 3. 6-12", 18-24".

SEMI-DOUBLE BLUSH—Palest blush pink, semi-double with cluster of golden stamens, midseason. Flower of medium size, branches rather pendant, a free bloomer. A very dainty camellia. Zones 1, 2. 6-12".

T. K. VAREGATED—Variegated white to light pink with deeper pink stripes and blotches on the petals, semi-double, midseason, hardy. Gives spectacular color mass effect when in bloom. Zones 1, 2, 3. 6-12".

TRICOLOR (Tricolor Sieboldi)—Variegated pink and white in combination, oftentimes of solid color, semi-double, midseason to late, very hardy. Compact growth, handsome green recurved foliage. Profuse bloomer. Extremely satisfactory. Zones 1, 2, 3. 6-12", 12-15".

TRIPHOSA—White, semi-double, midseason to late, hardy. Compact grower with dark green foliage. Large white petals fold back from stamen ring; a free bloomer and very choice. Zones 1, 2, 3. 6-12", 12-15".

VALTEVAREDA—Clear Pink, outer petals shading to lighter pink, full double with inner petals multitudinous, midseason. Compact, vigorous growth. Choice cut flower, excellent for indoor culture. Zones 1, 2. 15-18".

VICTOR EMMANUEL (Blood of China)—Blood red, loose peoniform, very late, very hardy. This is one of the most strikingly beautiful of all camellias, having many clusters of upright yellow stamens interspersed among the velvet textured petals of a dazzling red. Particularly outstanding, recommended for the northern limits of the camellia belt. Zones 1, 2, 3. 6-12", 12-15", 15-18", 18-24".

Prices Standard Varieties—Ball and Burlapped

Own Root	
6-12"	\$1.00
(In Lots of 10 or More 90c Each)	
12-15"	2.00
15-18"	3.00
18-24"	4.00
24-30"	5.00
30-36"	6.00
2 year grafts, 5-6 year understock	
24-30"	\$ 7.50
30-36"	10.00

GRAFTED CAMELLIAS

Camellia varieties which are very difficult to root or are very slow growers, usually reach blooming size in two or three years if grafted. The rootstock used is a fast growing variety such as Sarah Frost or one of the varieties of *Camellia sasanqua*. Very scarce and rare camellias are usually grafted. Our price list indicates those varieties available in one and two year grafts. Prices vary according to age and size of rootstock.

RARE VARIETIES

Note: The sizes available—as indicated by bold type—are own root plants unless otherwise stated.

ANNIE GRAY—Cherry red, semi-double with the petals standing out, midseason, very hardy, upright growth. A very spectacular variety, contrasting the showy, upright flowers with large smooth petals against drooping foliage. Profuse bloomer. The parent plant was introduced into Orton Gardens about 45 years ago, and its origin is unknown. Zones 1, 2, 3. **6-12", 12-15", 15-18"**.

ARAJISHI — Bright red, full peoniform, very early, hardy, large showy flowers. This fine variety starts blooming with us in August; we recommend it for the northern limits of the camellia belt. Arajishi and Daikagura are in a class by themselves by reason of their extremely early blooming season, in addition to their very handsome bloom. Although these two varieties have been on the market for a number of years, the supply of them has not yet caught up with the demand. Zones 1, 2, 3. **12-15", 15-8", 18-24"**.

BESSIE MACARTHUR—Clear pink, semi-double, midseason to late, hardy. Rapid grower, good foliage. Flowers 4-5 in. with large individual petals. Zones 1, 2, 3. **6-12", 18-24"**.

CAPTAIN IKE DAVIS—Rose red, loose peoniform, late, very hardy. The large parent plant of this variety is 50 or 60 years old, and its origin is obscure. Its large ruffled petaloids and sprinkling of golden yellow stamens together with its immense blooms make this variety truly outstanding. Zones 1, 2, 3. **18-24"**.

CUP OF BEAUTY—Pink, semi-double, midseason to late, very hardy. As the bloom opens the center remains compact; the flower thus resembles a cup and saucer. The center petals unfold later showing a cluster of yellow stamens. A compact grower. Zones 1, 2, 3. **6-12", 12-15", 15-18"**.

DAIKAGURA — Variegated red marked with white, full double peoniform, very early. The primary virtue of this superior variety is that the large showy flowers bloom before frost. Excellent for cut flowers; a must for every camellia collection and garden. See Arajishi for additional information. Zones 1, 2, 3. **6-12", 12-15", 15-18"**.

DEBUTANTE — Delicate pale pink, peoniform, early, handsome compact foliage. This rapid growing exquisite pink peoniform makes an excellent cut flower. Follows closely behind Arajishi and Daikagura; usually in full bloom at Christmas. Zones 1, 2, 3. **6-12", 12-15", 15-18", 18-24"**.

DONCKELARI (Eastern "Tea Garden")—Variegated, semi-double, midseason, hardy. The color of this camellia varies from brilliant red flecked with white spots to pure white with red markings; it shows a tight central formation of golden stamens. One of the finest of all the varieties. Particularly outstanding. Zones 1, 2, 3. **1 and 2 year grafts**.

DUCHESS OF SUTHERLAND—White usually showing one streak or fleck of pink, immense semi-double blooms showing central cluster of golden stamens, late, hardy. Compact, vigorous growth. This is one of the finest of all the white camellias. Zones 1, 2, 3. **6-12", 12-15", 15-18", 18-24"**.

ELEANOR HAGOOD—Delicate, pale pink, full double imbricated, late, medium sized blooms, shell pink when opening; as the flowers unfold, the petals become lighter. Very desirable blossoms. Zones 1, 2. **6-12", 12-15"**.

EUGENE LIZE—Variegated cherry red marbled and splashed with white, open peoniform, midseason. Foliage and growth resemble Donckelari. Choice. Zones 1, 2. **6-12", 12-15"**.

FLAME—Brilliant red, semi-double, midseason to late, very hardy. Large dark green leaves noticeably serrated, vigorous upright growth. These gorgeous flowers average 5" across, have a creped texture to their petals and have short central stamen clusters. Free bloomer, recommended for the northern limit of the Camellia Belt. Outstanding variety. We obtained this from California and have been unable fully to supply the demand for it. Zones 1, 2, 3. **1 and 2 year grafts**.

FLAME, VARIEGATED — Outstanding brilliant red and white sport of Flame. Other characteristics identical with parent. This variety makes a most spectacular display when in full bloom, and we consider it among the finest of the camellias. Zones 1, 2, 3. **2 year grafts**.

FRIZZLE WHITE—Pure white, semi-double, midseason to late, hardy. This outstanding variety has very crinkled petals intermixed with yellow stamens; the flowers are large sometimes measuring 6 inches. Zones 1, 2, 3. **1 and 2 year grafts**.

GEORGE B. BARRETT (Plant patent No. 866)—Pure white, loose semi-double, early, hardy. A recent introduction of great merit. The early blooming habit of this variety and its magnificent blossoms make this variety very outstanding. Zones 1, 2, 3. **6-12", and 2 year grafts**.

GOVERNOR MOUTON — Variegated deep red mottled with white, peoniform, loose pompon center with guard petals, late, hardy. Upright open growth. A very desirable plant. Zones 1, 2, 3. **6-12", 12-15"**.

H. A. DOWNING—Cherry red, semi-double, midseason to late, hardy. Large handsome flower showing cluster of yellow stamens in center. One of the finest semi-double reds. Zones 1, 2, 3. **6-12", 12-15", 15-18"**.

K. SAWADA (Plant patent No. 431)—Pure white, full double imbricated, midseason. A superb cut flower whose petals curve slightly inward. Vigorous grower, semi-upright, very compact and symmetrical. Zones 1, 2. **2 year grafts**.

LADY CLARE (Empress) — Deep pink, semi-double, long golden central stamens, midseason, very hardy. This excellent variety has immense flowers with broad petals of a creped texture. Growth compact, spreading, vigorous; luxuriant dark green foliage. Resists extreme cold. Highly recommended. Zones 1, 2, 3. 6-12", 12-15", 15-18".

MAGNOLIAEFLORA—Delicate shell pink, semi-double, midseason, hardy. Upright compact grower. Flowers with petals fluted and small short stamen cluster. Exquisite. This variety is very much in demand. Zones 1, 2, 3. 1 and 2 year grafts.

MARGARET HIGDON—Salmon rose, open peoniform, midseason to late, very hardy. Upright compact very symmetrical growth habit. The large handsome blooms have a creped texture combined with a luster of unusual merit. A handsome cut flower. This is an outstanding camellia. Highly recommended. Zones 1, 2, 3. 6-12", 12-15", 15-18".

MARY BELL GLENNAN—Variegated cherry red and white, semi-double to loose peoniform, midseason to late, very hardy. This superior strain of Gigantea has enormous spectacular flowers and is perfectly hardy in the extreme portions of the Camellia Belt. Zones 1, 2, 3. 6-12", 12-15", 15-18" and 2 year grafts.

MATHOTIANA (Mathotiana Rubra)—Deep red, full double rose form, midseason to late, hardy. This is one of the finest of all the camellias; exceptionally large flowers. A choice cut flower. Zones 1, 2, 3. 6-12", 12-15", 15-18".

MIKENJAKU — Variegated deep pink to red marked with splashes of white, semi-double, midseason to later, hardy. A superior camellia with very large showy flowers and handsome foliage. Zones 1, 2, 3. 6-12", 12-15".

MRS. K. SAWADA (Plant patent No. 481)—Delicate pink shaded on white, full double imbricated, midseason to late. Exquisite cut flower. Vigorous upright grower, compact with slender branches. Zones 1, 2. 2 year grafts.

PEARL HARBOR—Dark red, large loose peoniform, midseason to late, hardy. Excellent foliage, medium to large flowers. Zones 1, 2, 3. 6-12", and 1 year grafts.

QUEEN VICTORIA — Light red, semi-double, late, hardy. A very showy variety whose flowers resemble in size and formation to Rev. John Bennett. Vigorous grower. Zones 1, 2, 3. 15-18".

REV. JOHN BENNETT — Salmon pink, semi-double showing stamens in center, late, hardy. Large blossoms with beautifully veined petals, good bloomer. Graceful open growth. Zones 1, 2, 3. 6-12" and 2 year grafts.

ROSEA SUPERBA—This magnificent sport of Mathotiana is the same as the parent in formation; the color is an exquisite rose, and the blossoms are late and hardy. This is undoubtedly one of the very finest of all the camellias. Zones 1, 2, 3. 6-12", 12-15", 15-18".

VEDRINE—Deep red, semi-double with central petaloids, midseason to late, very hardy. Graceful pendant, distinctive foliage, open growth. Large, spectacular flowers, very desirable. Zones 1, 2, 3. 6-12", 12-15".

VIRGIN'S BLUSH — White flushed with pale pink, semi-double, late, hardy. One of the loveliest of the new camellias. Zones 1, 2, 3. 1 year grafts.

WHITE GIANT—Pure white, large, semi-double, mid-season, hardy. A very choice reliable white with excellent foliage and a vigorous blooming habit. Zones 1, 2, 3. 6-12" and 2 year grafts.

Prices—Rare Varieties—Ball and Burlapped

Own Root	
6-12".....	\$2.00
(In Lots of 10 or More \$1.80 Each)	
12-15".....	3.00
15-18".....	4.00
18-24".....	6.00
Grafts	
1 year, 12-15".....	\$ 6.50
1 year, 15-18".....	10.00
2 year, 18-24".....	12.50
2 year, 24-30".....	15.00
2 year, 30-36".....	17.50

CAMELLIA SASANQUA

This species of camellia should be in all collections and gardens. A majority of its buds open before the advent of frost and present a display of color when few other shrubs are in bloom. The blossoms give a showy, lacy effect. All varieties are hardy rapid growers and are adapted for the northern or southern limits of the camellia belt.

APPLE BLOSSOM — Blush pink with white, single. Growth habit upright and open. Though larger, the flowers resemble those of the well-known Apple Tree. Zones 1, 2, 3.

HUGH EVANS—Light Rose, single. Foliage dark, growth habit compact and bushy. Very satisfactory. Zones 1, 2, 3.

Prices—Ball and Burlapped

6-12".....	\$1.00
(In Lots of 10 or More 90c Each)	
12-15".....	1.50
15-18".....	2.50
18-24".....	3.50

SHOWA-NO-SAKAE. Unusual pink, double to loose peoniform, very hardy. Heavy dark green foliage, vigorous grower, profuse bloomer. We consider this sasanqua one of the most outstanding introductions to the Camellia world in recent years. Zones 1, 2, 3. 10-12" own root—\$1.75 each. 2 year grafts, budded, 5-7 year understock, 3-4' well branched—\$20.00 each.

INDICA AZALEAS

COCCINEA MAJOR — Deep orange-red, single, late. Low spreading growth habit, small narrow pointed green foliage. Recommended for borders and base plantings. 8-10".

ELEGANS—Clear pink, single, fast open grower, foliage light green. One of the earliest blooming of the Indicas. Not hardy in extreme north portion of North Carolina. 8-10", 10-12", 12-15", 15-18".

FIELDER'S WHITE—Pure white, single petal edges ruffled. Bushy growth habit, dull green foliage. Most popular of the white Indicas. 8-10", 10-12".

GEORGE L. TABOR—White with flesh pink and deeper pink markings. One of the most outstanding varieties, particularly beautiful when a few are added to a planting of Formosa. 8-10".

INDICA ALBA — White, single, delicate large flowers. Tall, open growth. Hardest of the white Indicas. 8-10", 10-12", 12-15".

NASH PINK—Bright pink, single, very hardy, very late. Small dark Kurume-like foliage, vigorous growth. This variety though not well known is particularly outstanding, and prolongs the azalea blooming season. 8-10", 10-12", 12-15".

ORANGE MACRANTHA — Orange-red flower, single, hardy. Small dark foliage. This azalea is a variety which blooms with us in May—Choice specimens available. 15-18", 18-24".

PHOENICEA — Like Formosa, but blooms are brighter and produced later; foliage smaller and dark glossy green; compact spreading growth habit. 8-10", 10-12", 12-15".

PRESIDENT CLAY—Salmon red, single; fast, compact growth, light green foliage. One of the most satisfactory reds and very much in demand. 8-10", 10-12", 12-15", 15-18", 18-24".

PRINCE OF ORANGE—Dark orange-red flowers. Large, dark green foliage; low, compact spreading growth habit. Good for low border planting, very showy. 8-10", 10-12".

Prices	Ea.	Per 10 or More
8-10"	\$.50	\$.45 ea.
10-12"	.75	.60 "
12-15"	1.00	.80 "
15-18"	1.50	1.30 "
18-24"	2.50	2.25 "

INDICA VARIETY FORMOSA

Large magenta or rose-purple flowers, single. Fast, tall bushy growth. Large green leaves, the hardest of the Indica azaleas. The showiest and most satisfactory.

Size	Each	10 Each	100 Each
8-10"	\$.45	\$.40	\$.35
10-12"	.70	.60	.55
12-15"	.90	.80	.70
15-18"	1.25	1.15	1.00
18-24"	2.00	1.75	1.50
24-30" (specimen)	5.00	4.50	
30-36" (specimen)	7.00	6.00	

KURUME AZALEAS

CORAL BELLS—Coral pink shading to deep pink in center, hose in hose, profuse bloomer producing a solid mass of color. Shiny green leaves; upright, compact growth. 6", 8", 10", 12".

FLAME—Very early, coppery red, single, rapid, tall growth, dark green foliage. A fine Kurume for background planting. 6", 8".

HINODEGIRI—Bright crimson, single; profuse bloomer, very popular. One of the hardiest of all the azaleas. 6", 8".

PINK PEARL—Pale pink fading to faint blush pink in center, hose in hose, tall, fast growth; large, deep green foliage. Exceptionally popular. 6", 8".

SALMON QUEEN—Slightly deeper shade than Salmon Pink, single; growth rapid and bushy. Blossoms open between Salmon Beauty and Salmon Pink. 6", 8", 10".

SNOW—Pure white, hose in hose, large glossy foliage, profuse bloomer and dense compact grower. 6", 8", 10".

Prices	Ea.	Per 10 or More
6"	\$.50	\$.45 ea.
8"	1.00	.85 "
10"	1.50	1.30 "
12"	2.00	1.80 "

CHRISTMAS BOXES

Christmas boxes of Long Leaf Pine boughs and cones, Spanish Moss, Southern Smilax, Magnolia Branches, Yaupon, Holly and other red berried decoratives when available shipped anywhere east of Mississippi river. These boxes make a most acceptable and timely gift at Christmas. Box size: 36 x 15 x 6 inches. Price \$4.50 delivered.

ORTON PLANTATION GARDENS

Plan to visit the magnificent display of Camellias, Azaleas and many other flowering plants in the Gardens of Historic Orton Plantation during this season. Orton is open daily year 'round. A folder giving a brief history of Orton's interesting past will be sent free of charge to anyone desiring it.

GARDEN AND CIVIC CLUBS

are invited to avail themselves without charge of a beautiful 16mm sound and color film of Orton Plantation by the well known professional photographer, Mr. Tom Draper who spent a week at Orton on this undertaking. The gardens are shown in full bloom and additional interest is afforded by views of the ruins of St. Philip's Church and other outstanding spots on the historic Plantation. Harmonious music and voice commentary add their attraction to the brilliance of the color effects and provide eighteen minutes of unusual entertainment. We will be pleased to send this film direct from Orton Plantation if so requested. Any experienced operator with a sound projector can show this film.

CULTURE OF AZALEAS AND CAMELLIAS

Camellias and azaleas are so nearly alike in their soil requirements, water relations and culture, that information regarding their general culture can be combined.

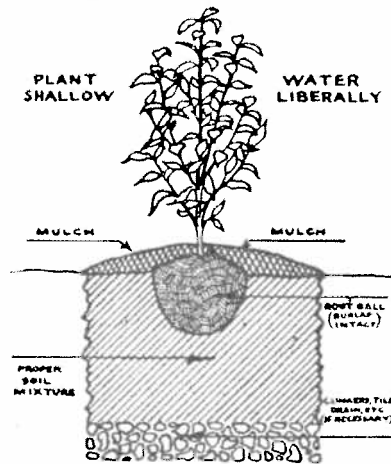
Azaleas and camellias should be **transplanted during their semi-dormant season**—i.e., that period from the time growth hardens off in November until new growth begins in the Spring, usually April. Plants that have been dug and balled and burlapped during the Winter can be kept "heeled in" in sawdust or peat or light soil and planted into their permanent places much later than they can be dug from the soil and replanted. It is not considered a safe practice to have a nurseryman dig and ship plants to you after new growth has begun.

SOIL

The soil requirements of camellias and azaleas are much alike. The soil should be well drained, fertile, and acid. During dry weather it is very

important that a **thorough watering** be given the plants about twice a week. Camellias and azaleas should never be planted where water will stand for even a short period of time.

A good soil mixture for camellias and azaleas is composed of one part well rotted cow



manure, two parts woods mold and one part sandy loam. In localities where the soil is naturally fertile and heavy, the mixture can be altered accordingly. A commercial fertilizer should be applied each Spring. There are several special azalea and camellia fertilizers on the market. Most of them are excellent.

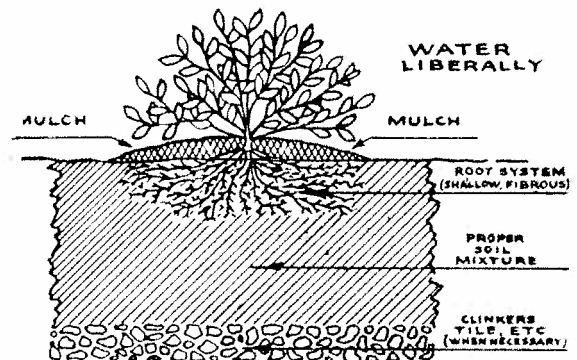
Camellias and azaleas will not thrive in soil containing free lime, such as is found around the base of a building where plaster and mortar have fallen. Builders and purchasers of new homes should investigate this aspect. If these materials are present the top soil should be replaced.

PLANTING

Camellias have been used in all sorts of plantings. They are at their best, however, when used as specimen plants in some pattern of symmetry. Camellias are excellent for portal (or entrance) plantings. They thrive in semi-shade, however, a

few varieties do well in full sun. We will be glad to advise you regarding varieties for your locality. A spot that is shaded until 10 a. m. is preferred.

The soil should be prepared in advance of receipt of plants. Upon arrival the plants should be set in



the soil as soon as possible. Dig the hole about twice the size of the burlapped ball of roots and soil, and a few inches deeper. Fill with good soil around and under the ball, so as to have the plant set no deeper than it was growing in the nursery. It is preferable to set camellias slightly above the level at which they were growing. It is wise to pack soil in bottom of hole to prevent settling lower. After setting, water well and mulch 4 or 5 inches deep with pine straw, peanut hulls, or oak leaves. This will help conserve moisture as well as control weeds. Planting azaleas differs a great deal from camellias in that they are most often used for base plantings, borders and designs. They do make lovely specimens after they attain age, size and fullness. Azaleas are very shallow and fibrous rooted plants, and consequently are very easily transplanted, if a few important steps are followed. The soil should be well prepared in advance. Spade until soil lumps and trash are eliminated. Make soil fertile with manure and/or cottonseed meal. Plant azaleas very shallow. Water thoroughly as soon as planted. Azaleas, like camellias, prefer semi-shade but all do well in full sun. If possible, it is preferable to plant them in a spot that is shaded until 10 a. m.

AID TO GARDENERS

We will be glad to help you with your azalea and camellia problems. Send us a portion of diseased plants together with any information which you think might be helpful. We will attempt to diagnose the trouble and suggest corrective treatment. Include a self-addressed envelope for our reply. If you are in doubt about your soil, send a sample of about two pounds to your State Dept. of Agriculture for a soil test, and send their findings to us. Their report will enable us to understand your problems better.